



### PERFORMANCES

MODEL	PROTECTION	m <sup>3</sup> /h	l/s	Pa	W	dB(A)*
<b>Standard - Timer - Pull cord - MHY smart</b>						
ELEGANCE 100	IPX4	90	25	42	14	31,4
ELEGANCE 120	IPX4	165	46	55	15	36,7
ELEGANCE 150	IPX4	315	87	71	25	43,9
<b>Comfortimer - 2 speed</b>						
ELEGANCE 100	IPX4	90 / 58	25 / 16	42 / 21	14 / 6	31,4 / 27,4
ELEGANCE 120	IPX4	165 / 103	46 / 29	55 / 21	15 / 8	36,7 / 28,4
ELEGANCE 150	IPX4	315 / 182	87 / 50	71 / 16	25 / 13	43,9 / 29,5
<b>EC motor</b>						
ELEGANCE 100 EC	IPX4	95	26,4	30	4	31,4

\*Lp(A) measured at 3m in open field 230V-50Hz.



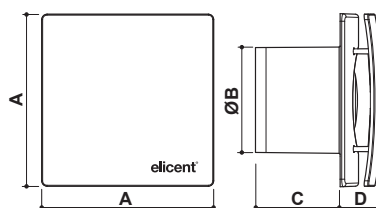
Comply with ErP Directive 2009/125/CE and EU Regulation 1253/2014 (Classification: Residential Ventilation Unit)

- Innovative design with flat cover and lateral intake.
- Provided with ball bearing motor long Life 30.000 hours and backdraught shutters.
- Advanced profile which optimizes the fluid dynamic performance of the fan.

### VERSIONS

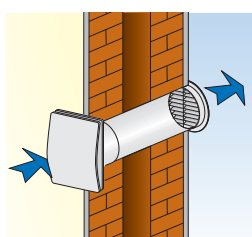
- **STANDARD** - On/off through light or remote control switch
- **PULL CORD** - On/off through pull cord switch
- **TIMER** - Integral electronic timer adjustable from 3 to 25 minutes
- **COMFORTIMER** - Overrun timer at low speed
- **MHY** - Smart Humidity control automatic progressive increase/decrease of fan speed according to the percentage of R.H.
- **2 SPEED** - 24 hours running at the lowest speed
- **2 SPEED MHT** - 2 speed MHT with humidity control

### DIMENSIONS (mm)

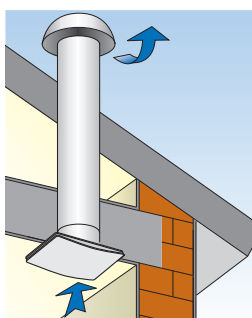


MODELS	A	ØB	C	D	Kg
ELEGANCE 100	160	98	80	38	0,9
ELEGANCE 120	180	119	91	44	1,1
ELEGANCE 150	200	149	105	56	1,3

### INSTALLATION



WALL



CEILING

### CURVES

